

Specs and Field Pattern for Solwise 8db Omni antenna

Features

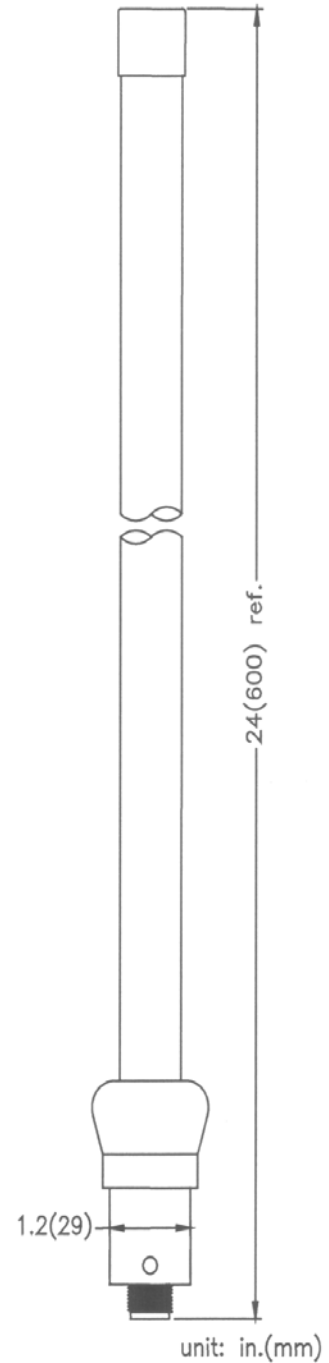
- Frequency range: 2.4~2.5 GHz
- Ultra-violet resistant fiberglass radome
- Die casting mounting base with rugged structure design

Technical Data

Electrical Properties	
Frequency Range	2400~2500 MHz
Impedance	50 ohms nominal
Gain	8.5 dBI
VSWR	≤ 2.0
Radiation	Omni
Polarization	Vertical
Lighting Protection	DC grounded

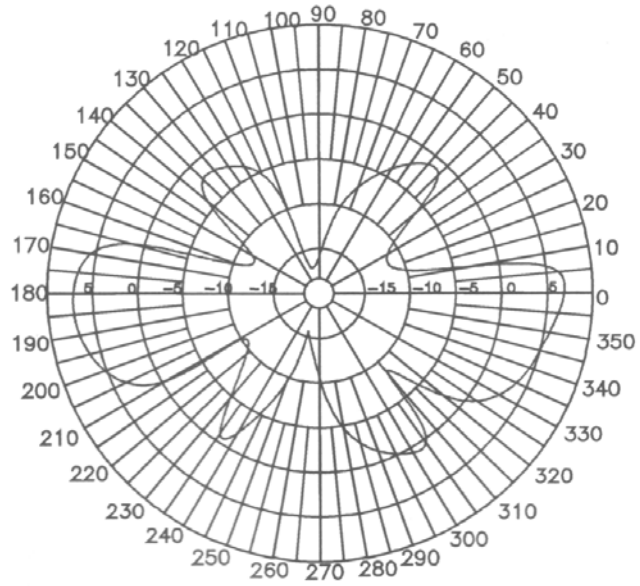
Mechanical Properties	
Antenna Height	24 in.(600 mm)
Connector	N (Female)
Radome	UV Resistant Fiberglass
Mounting Base	Zinc Alloy with Chrome Plated
Color	White
Guided Pipe**	Aluminum Alloy
Bracket**	Aluminum Alloy

**Accepted mast diameter 1"~1.9" (25~49mm)



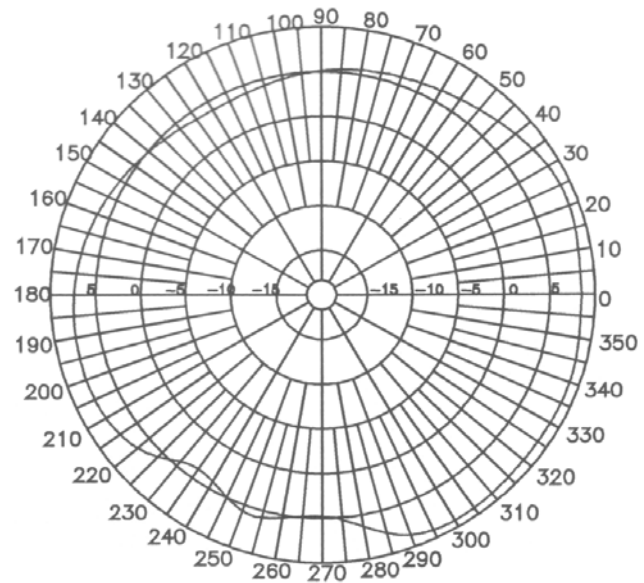
Radiation Pattern

E-Plane Field Pattern



Frequency: 2.45GHz

H-Plane Field Pattern



Frequency: 2.45GHz

Specs and Field Pattern for Solwise 12db Omni antenna

Features

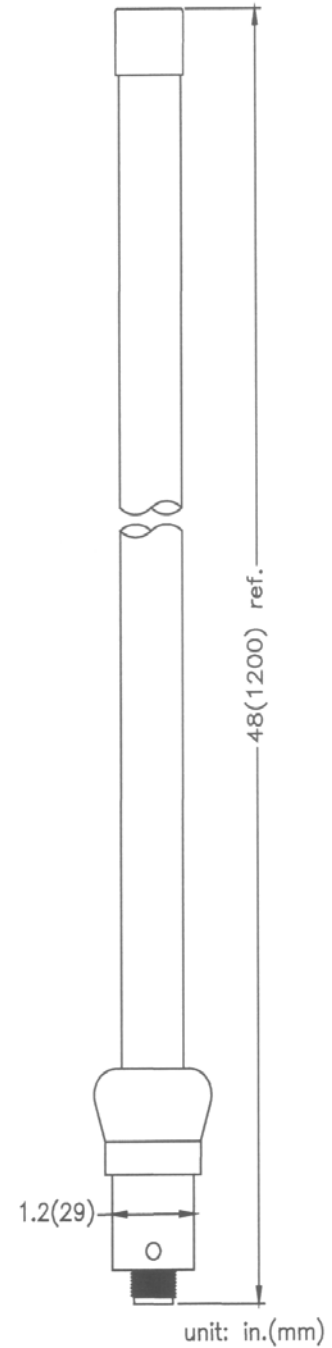
- Frequency range: 2.4~2.5 GHz
- Ultra-violet resistant fiberglass radome
- Die casting mounting base with rugged structure design

Technical Data

Electrical Properties	
Frequency Range	2400~2500 MHz
Impedance	50 ohms nominal
Gain	12 dBi
VSWR	≤ 2.0
Radiation	Omni
Polarization	Vertical
Lighting Protection	DC grounded

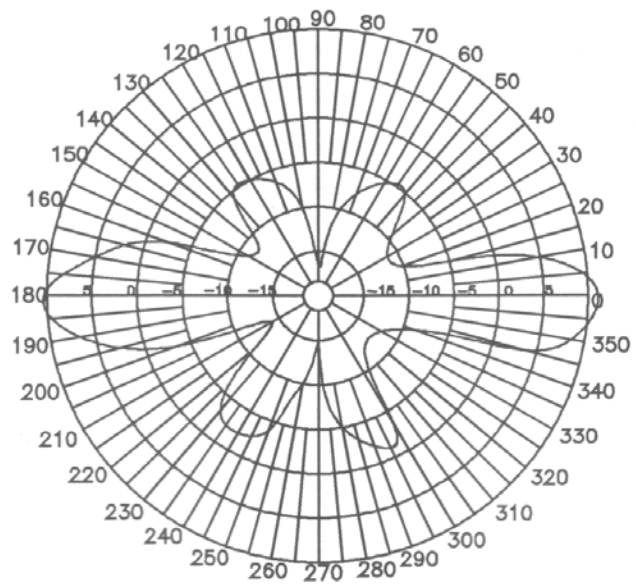
Mechanical Properties	
Antenna Height	48 in.(1200 mm)
Connector	N (Female)
Radome	UV Resistant Fiberglass
Mounting Base	Zinc Alloy with Chrome Plated
Color	White
Guided Pipe**	Aluminum Alloy
Bracket**	Alluminum Alloy

**Accepted mast diameter 1"~1.9" (25~49mm)



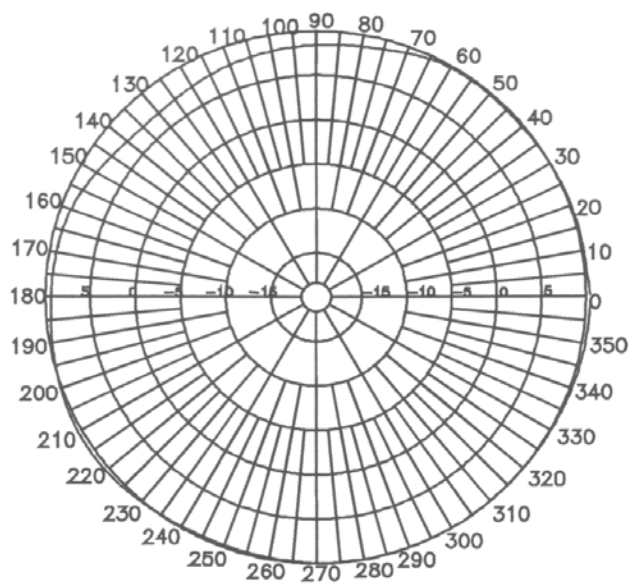
Radiation Pattern

E-Plane Field Pattern



Frequency: 2.45GHz

H-Plane Field Pattern



Frequency: 2.45GHz